



UNITED STATES DISTRICT COURT  
WESTERN DISTRICT OF TEXAS  
*Honorable Fred Biery*  
*Chief United States District Judge*

# 2014 Calendar Year Statistics

THIS ANNUAL REPORT IS DEDICATED IN HONOR OF TWENTY EIGHT YEARS OF SERVICE TO THE COURT AS CHIEF DEPUTY AND CLERK OF COURT.



**WILLIAM G. PUTNICKI, ESQ.**  
**CLERK OF COURT**  
**WESTERN DISTRICT OF TEXAS**  
**1994-2014**



**BILL'S TENURE HAS PRESENTED MANY CHALLENGES WHICH HE HAS MET WITH GRACE AND APLOMB WHILE ALWAYS PUTTING THE INTERESTS AND NEEDS OF THE COURT FAMILY ABOVE HIS OWN.**



**For the Court,**  
**FRED BIERY**  
**CHIEF UNITED STATES DISTRICT JUDGE**



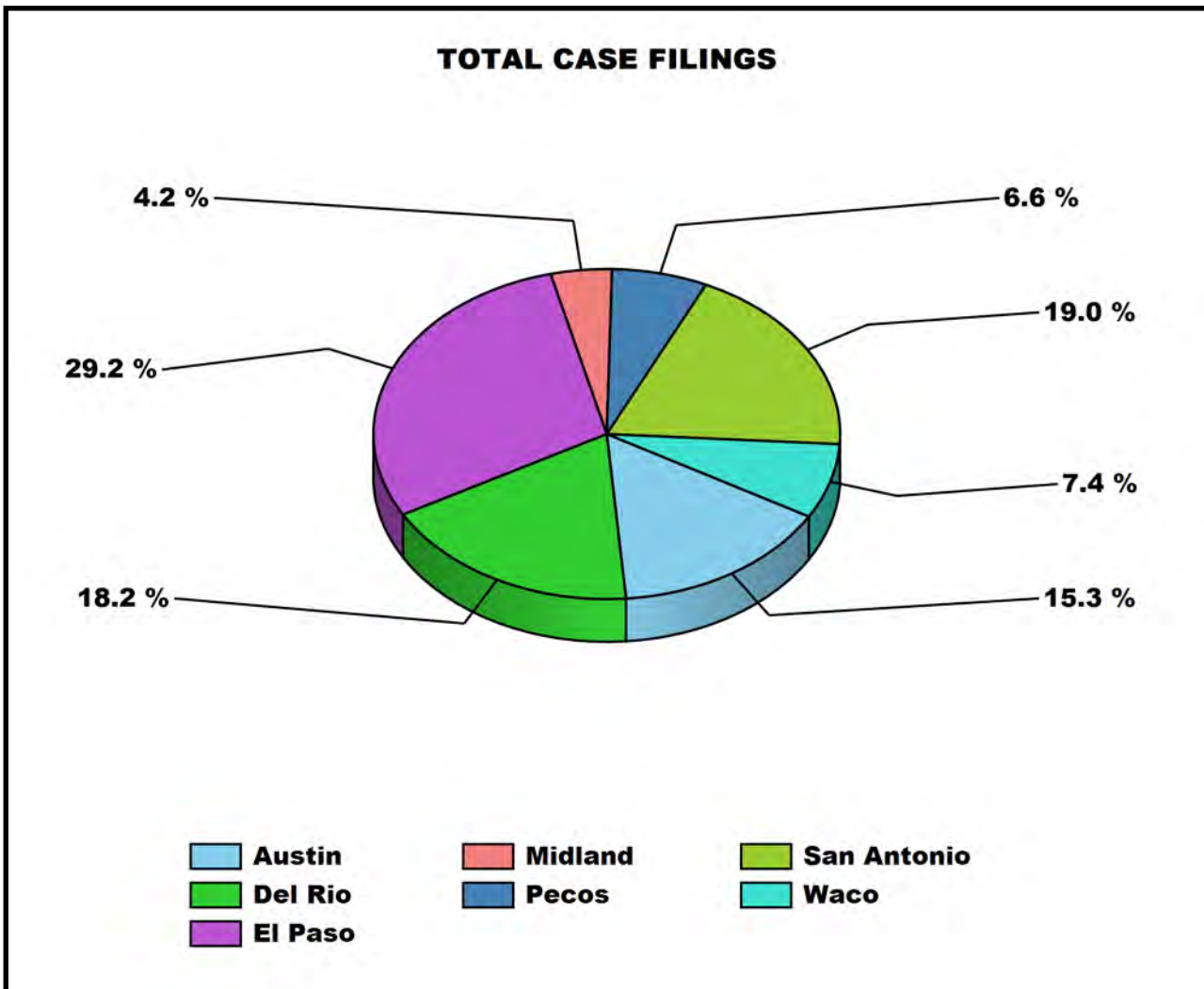
**United States District Court  
for the  
Western District of Texas**

**Calendar Year 2014 Statistics**

Total Case Filings – Pie Chart ..... 1  
Civil Cases Filed – Pie Chart ..... 2  
Criminal Cases Filed – Pie Chart ..... 3  
Criminal Defendants Filed – Pie Chart ..... 4  
Total Case Filings – 10 Year Report ..... 5  
Civil Cases Filed – 10 Year Report ..... 6  
Criminal Cases Filed – 10 Year Report ..... 7  
Criminal Defendants Filed – 10 Year Report ..... 8  
Civil/Criminal Cases Filed by Division – 10 Year Report  
- Austin ..... 9  
- Del Rio ..... 10  
- El Paso ..... 11  
- Midland ..... 12  
- Pecos ..... 13  
- San Antonio ..... 14  
- Waco ..... 15

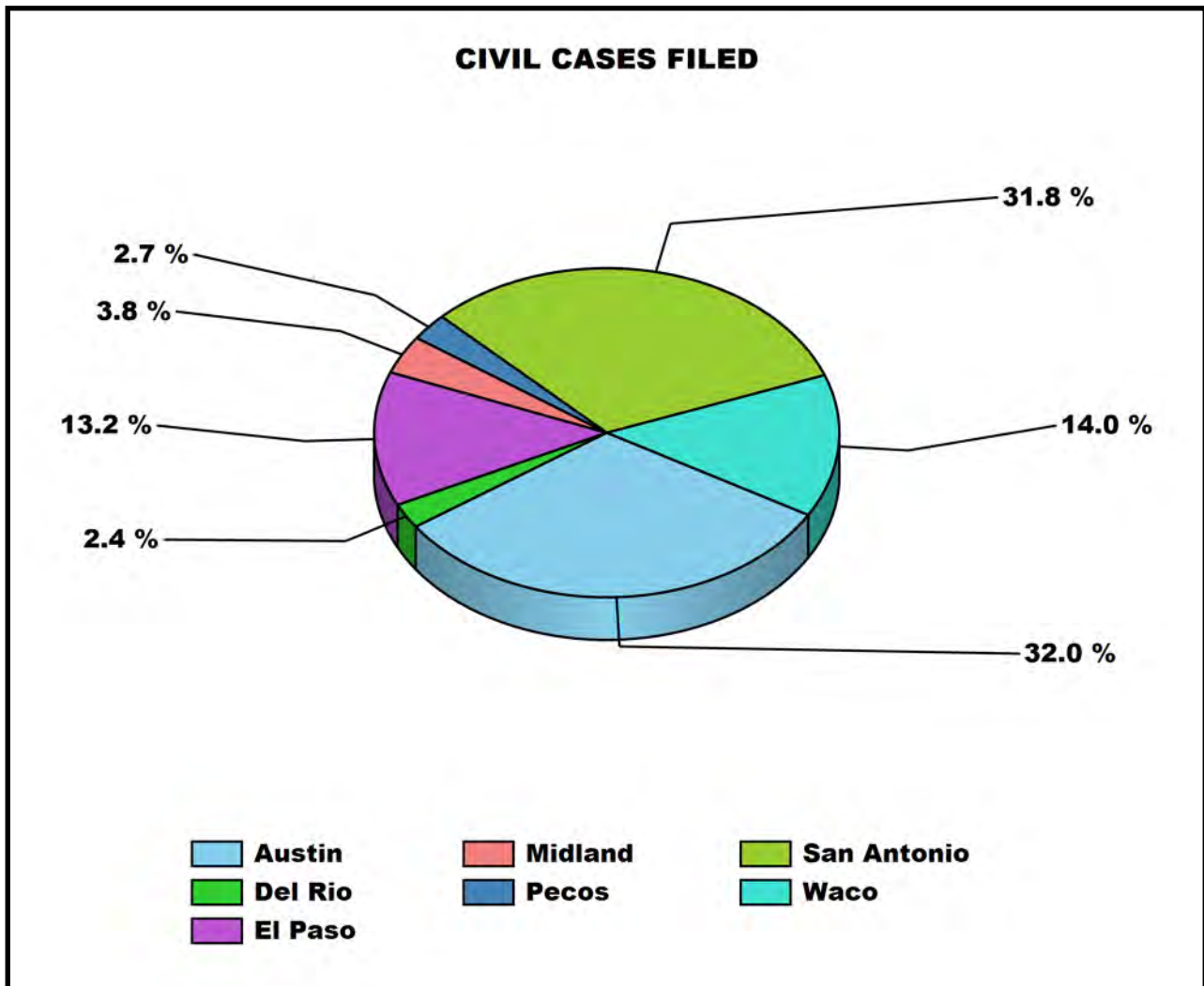
## TOTAL CASE FILINGS CALENDAR YEAR 2014

	CIVIL	CRIMINAL	TOTAL
<b>Austin</b>	<b>1,097</b>	<b>315</b>	<b>1,412</b>
<b>Del Rio</b>	<b>84</b>	<b>1,591</b>	<b>1,675</b>
<b>El Paso</b>	<b>453</b>	<b>2,237</b>	<b>2,690</b>
<b>Midland</b>	<b>130</b>	<b>260</b>	<b>390</b>
<b>Pecos</b>	<b>92</b>	<b>517</b>	<b>609</b>
<b>San Antonio</b>	<b>1,092</b>	<b>655</b>	<b>1,747</b>
<b>Waco</b>	<b>481</b>	<b>196</b>	<b>677</b>
<b>TOTAL</b>	<b>3,429</b>	<b>5,771</b>	<b>9,200</b>



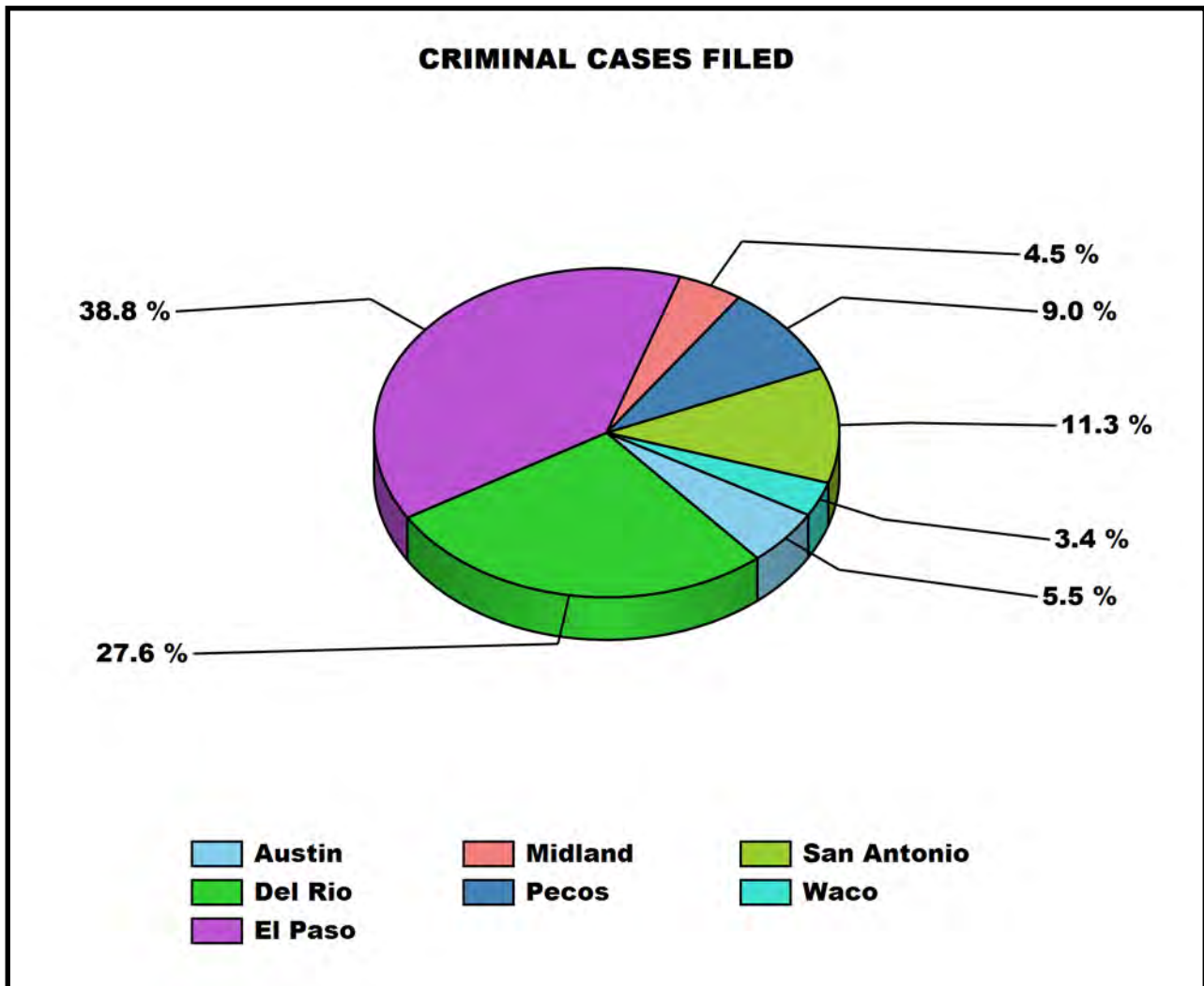
# CIVIL CASES FILED CALENDAR YEAR 2014

<b>Austin</b>	<b>1,097</b>
<b>Del Rio</b>	<b>84</b>
<b>El Paso</b>	<b>453</b>
<b>Midland</b>	<b>130</b>
<b>Pecos</b>	<b>92</b>
<b>San Antonio</b>	<b>1,092</b>
<b>Waco</b>	<b>481</b>
<b>TOTAL</b>	<b>3,429</b>



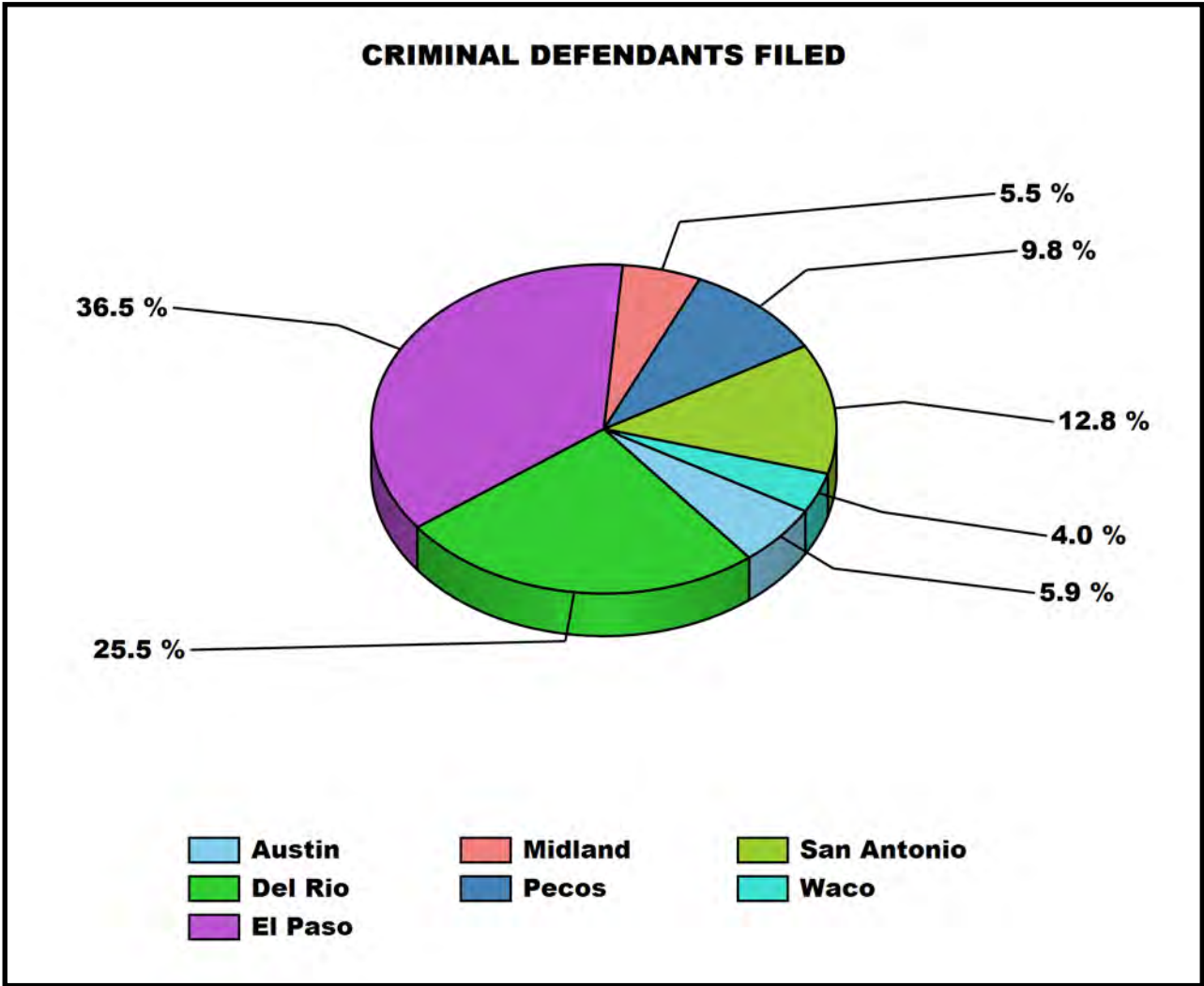
## CRIMINAL CASES FILED CALENDAR YEAR 2014

<b>Austin</b>	<b>315</b>
<b>Del Rio</b>	<b>1,591</b>
<b>El Paso</b>	<b>2,237</b>
<b>Midland</b>	<b>260</b>
<b>Pecos</b>	<b>517</b>
<b>San Antonio</b>	<b>655</b>
<b>Waco</b>	<b>196</b>
<b>TOTAL</b>	<b>5,771</b>



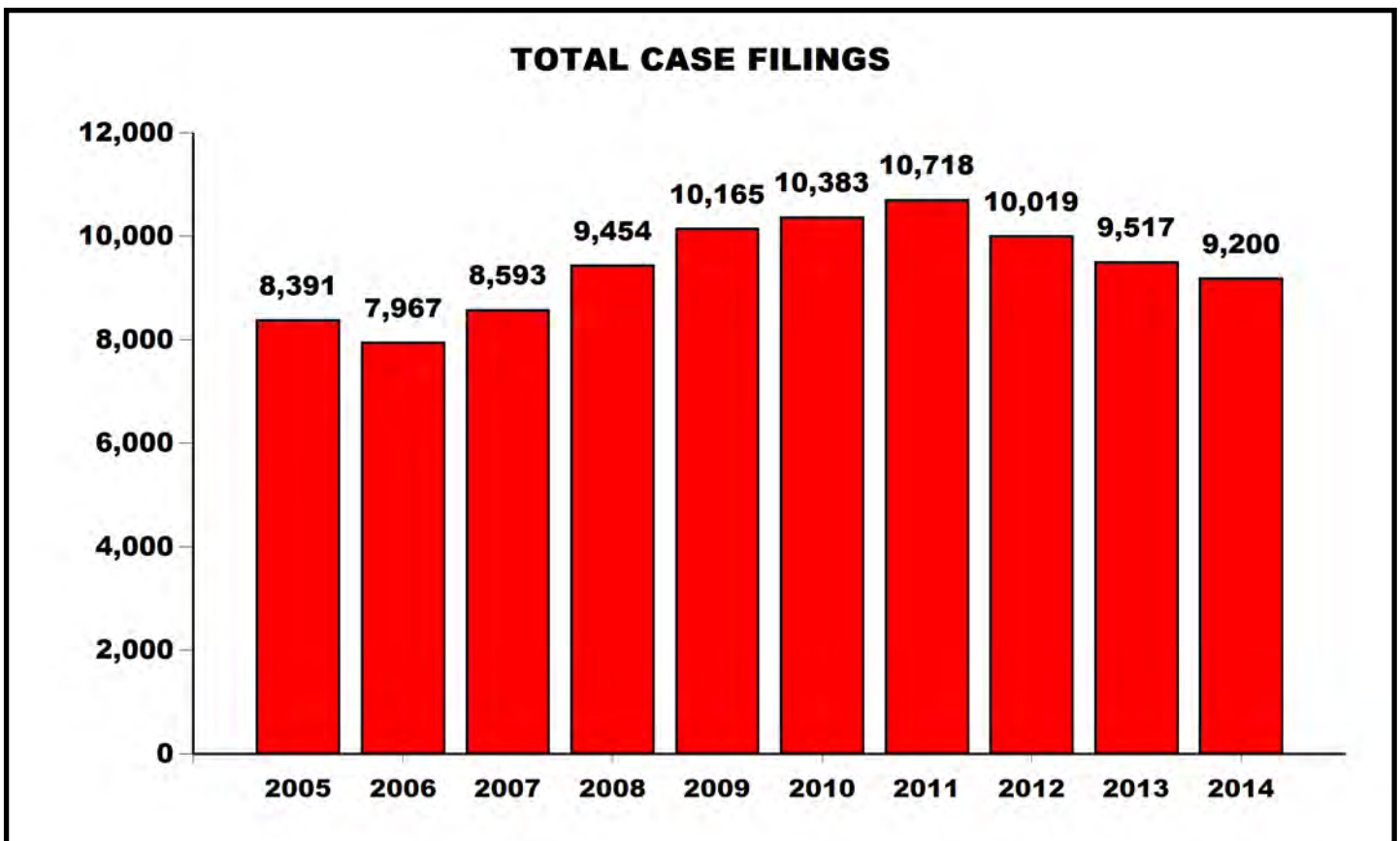
**CRIMINAL DEFENDANTS FILED  
CALENDAR YEAR 2014**

<b>Austin</b>	<b>401</b>
<b>Del Rio</b>	<b>1,724</b>
<b>El Paso</b>	<b>2,464</b>
<b>Midland</b>	<b>369</b>
<b>Pecos</b>	<b>664</b>
<b>San Antonio</b>	<b>864</b>
<b>Waco</b>	<b>267</b>
<b>TOTAL</b>	<b>6,753</b>



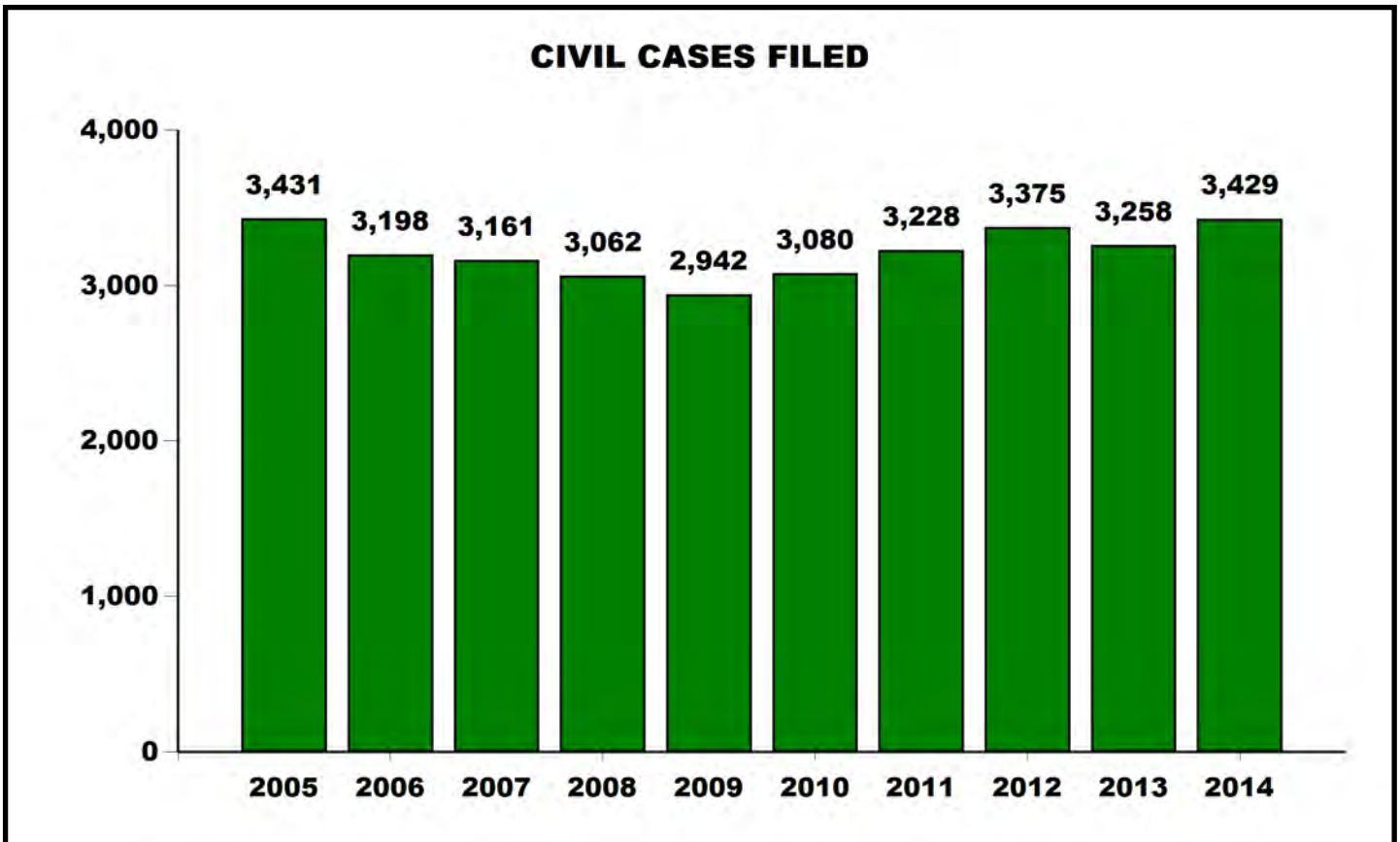
## TOTAL CASE FILINGS TEN YEAR REPORT - CALENDAR YEAR 2014

DIVISION	2005	2006	2007	2008	2009	2010	2011	2012	2013	2014
Austin	1,249	1,240	1,241	1,327	1,534	1,699	1,679	1,503	1,543	1,412
Del Rio	1,167	1,061	1,099	1,243	1,582	1,776	2,198	1,793	1,551	1,675
El Paso	3,037	2,887	3,554	3,887	3,797	3,577	3,424	3,207	3,014	2,690
Midland	375	369	309	423	443	464	531	409	429	390
Pecos	334	351	348	355	459	493	553	571	558	609
San Antonio	1,606	1,500	1,458	1,667	1,797	1,785	1,807	1,951	1,807	1,747
Waco	623	559	584	552	553	589	526	585	615	677
<b>Total</b>	<b>8,391</b>	<b>7,967</b>	<b>8,593</b>	<b>9,454</b>	<b>10,165</b>	<b>10,383</b>	<b>10,718</b>	<b>10,019</b>	<b>9,517</b>	<b>9,200</b>
+/-		<b>-424</b>	<b>626</b>	<b>861</b>	<b>711</b>	<b>218</b>	<b>335</b>	<b>-699</b>	<b>-502</b>	<b>-317</b>
% Change		<b>-5%</b>	<b>8%</b>	<b>10%</b>	<b>8%</b>	<b>2%</b>	<b>3%</b>	<b>-7%</b>	<b>-5%</b>	<b>-3%</b>



**CIVIL CASES FILED  
TEN YEAR REPORT - CALENDAR YEAR 2014**

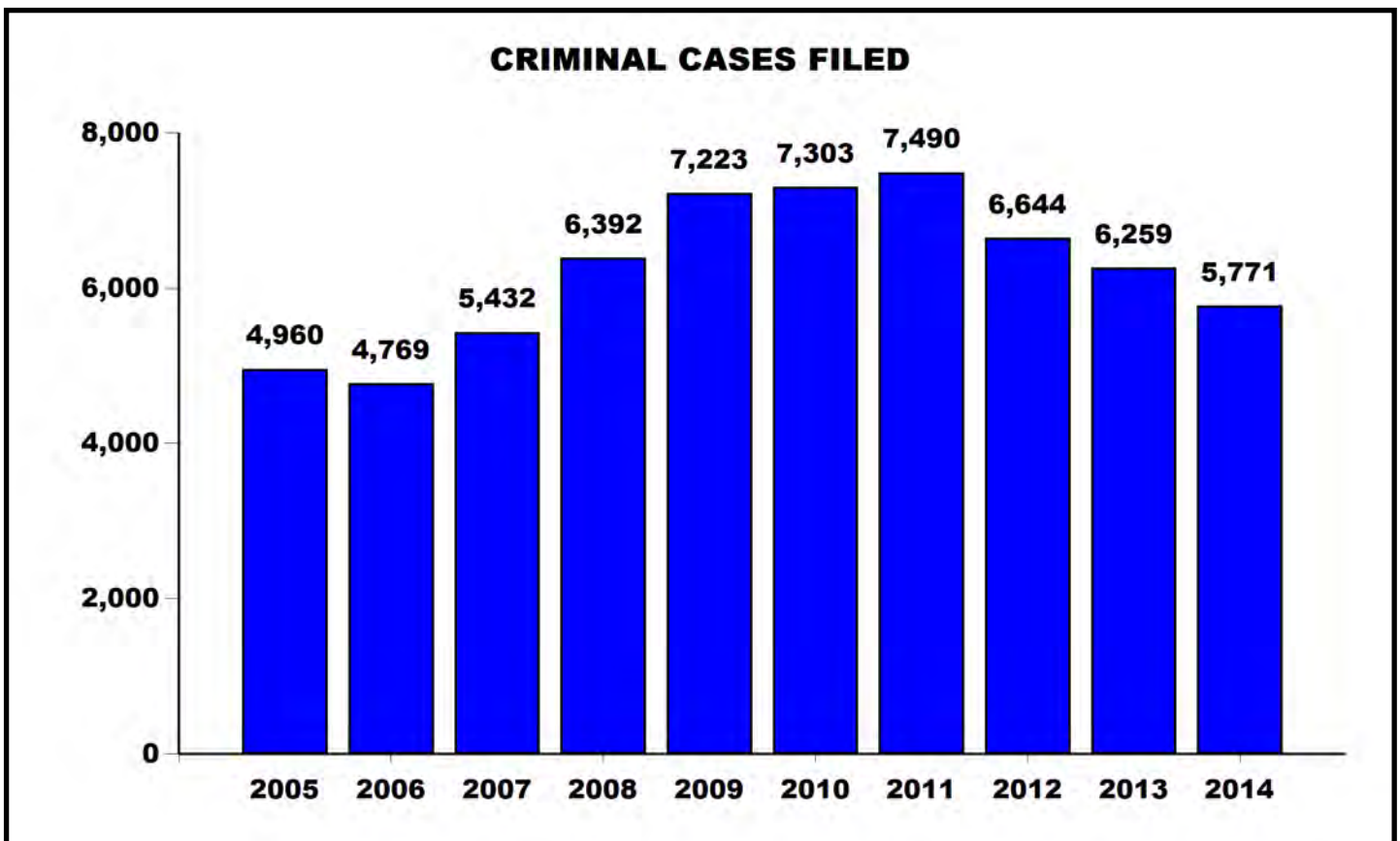
<b>DIVISION</b>	<b>2005</b>	<b>2006</b>	<b>2007</b>	<b>2008</b>	<b>2009</b>	<b>2010</b>	<b>2011</b>	<b>2012</b>	<b>2013</b>	<b>2014</b>
<b>Austin</b>	<b>1,044</b>	<b>979</b>	<b>1,051</b>	<b>920</b>	<b>918</b>	<b>963</b>	<b>1,047</b>	<b>1,087</b>	<b>1,063</b>	<b>1,097</b>
<b>Del Rio</b>	<b>95</b>	<b>88</b>	<b>66</b>	<b>85</b>	<b>69</b>	<b>66</b>	<b>61</b>	<b>73</b>	<b>83</b>	<b>84</b>
<b>El Paso</b>	<b>478</b>	<b>446</b>	<b>453</b>	<b>502</b>	<b>455</b>	<b>454</b>	<b>510</b>	<b>481</b>	<b>399</b>	<b>453</b>
<b>Midland</b>	<b>170</b>	<b>161</b>	<b>103</b>	<b>170</b>	<b>131</b>	<b>151</b>	<b>121</b>	<b>124</b>	<b>127</b>	<b>130</b>
<b>Pecos</b>	<b>91</b>	<b>75</b>	<b>66</b>	<b>42</b>	<b>59</b>	<b>101</b>	<b>138</b>	<b>134</b>	<b>79</b>	<b>92</b>
<b>San Antonio</b>	<b>1,129</b>	<b>1,078</b>	<b>1,002</b>	<b>971</b>	<b>1,002</b>	<b>1,007</b>	<b>1,059</b>	<b>1,141</b>	<b>1,112</b>	<b>1,092</b>
<b>Waco</b>	<b>424</b>	<b>371</b>	<b>420</b>	<b>372</b>	<b>308</b>	<b>338</b>	<b>292</b>	<b>335</b>	<b>395</b>	<b>481</b>
<b>Total</b>	<b>3,431</b>	<b>3,198</b>	<b>3,161</b>	<b>3,062</b>	<b>2,942</b>	<b>3,080</b>	<b>3,228</b>	<b>3,375</b>	<b>3,258</b>	<b>3,429</b>
<b>+/-</b>		<b>-233</b>	<b>-37</b>	<b>-99</b>	<b>-120</b>	<b>138</b>	<b>148</b>	<b>147</b>	<b>-117</b>	<b>171</b>
<b>% Change</b>		<b>-7%</b>	<b>-1%</b>	<b>-3%</b>	<b>-4%</b>	<b>5%</b>	<b>5%</b>	<b>5%</b>	<b>-3%</b>	<b>5%</b>





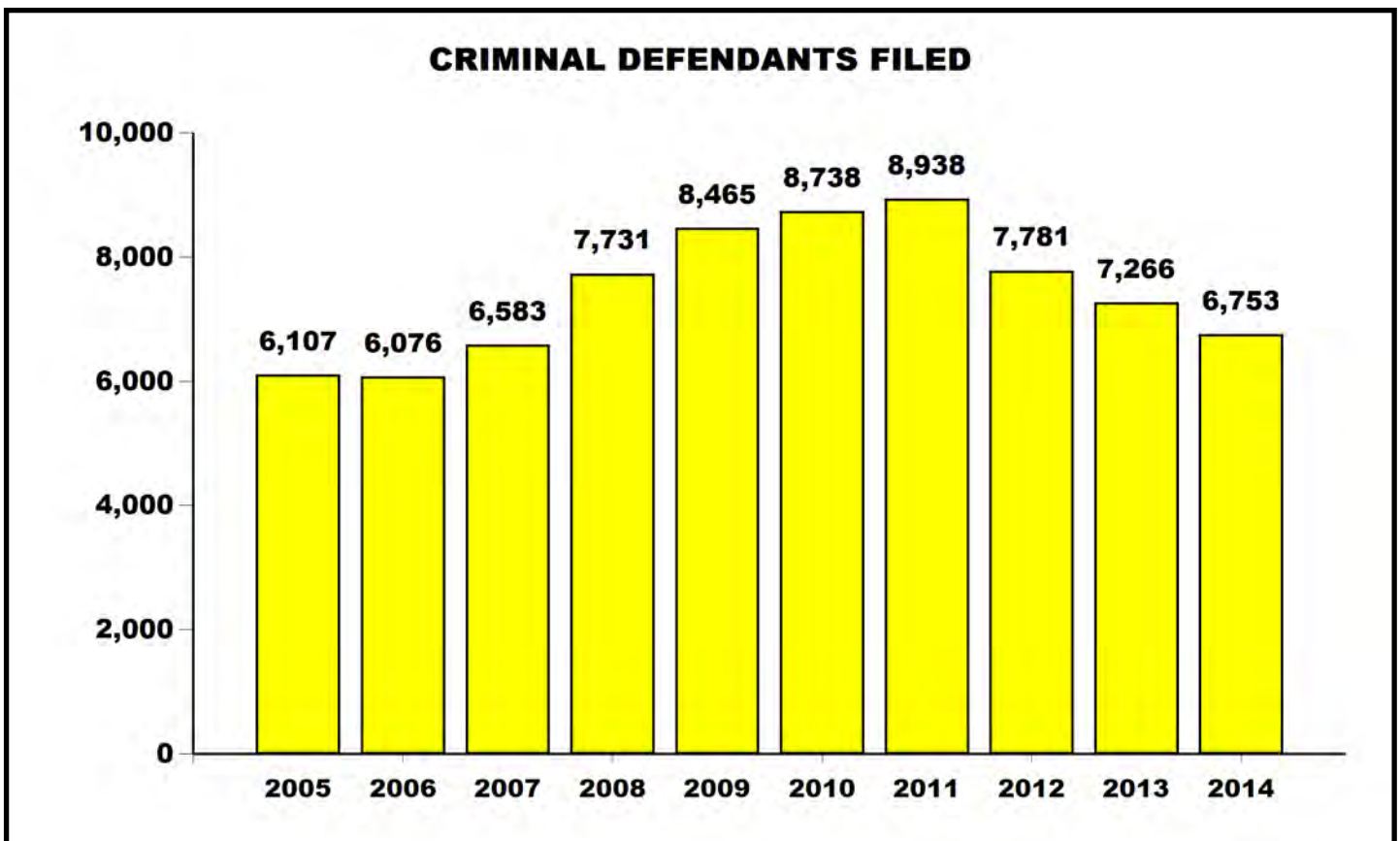
## CRIMINAL CASES FILED TEN YEAR REPORT - CALENDAR YEAR 2014

DIVISION	2005	2006	2007	2008	2009	2010	2011	2012	2013	2014
Austin	205	261	190	407	616	736	632	416	480	315
Del Rio	1,072	973	1,033	1,158	1,513	1,710	2,137	1,720	1,468	1,591
El Paso	2,559	2,441	3,101	3,385	3,342	3,123	2,914	2,726	2,615	2,237
Midland	205	208	206	253	312	313	410	285	302	260
Pecos	243	276	282	313	400	392	415	437	479	517
San Antonio	477	422	456	696	795	778	748	810	695	655
Waco	199	188	164	180	245	251	234	250	220	196
<b>Total</b>	<b>4,960</b>	<b>4,769</b>	<b>5,432</b>	<b>6,392</b>	<b>7,223</b>	<b>7,303</b>	<b>7,490</b>	<b>6,644</b>	<b>6,259</b>	<b>5,771</b>
<b>+/-</b>		<b>-191</b>	<b>663</b>	<b>960</b>	<b>831</b>	<b>80</b>	<b>187</b>	<b>-846</b>	<b>-385</b>	<b>-488</b>
<b>% Change</b>		<b>-4%</b>	<b>14%</b>	<b>18%</b>	<b>13%</b>	<b>1%</b>	<b>3%</b>	<b>-11%</b>	<b>-6%</b>	<b>-8%</b>



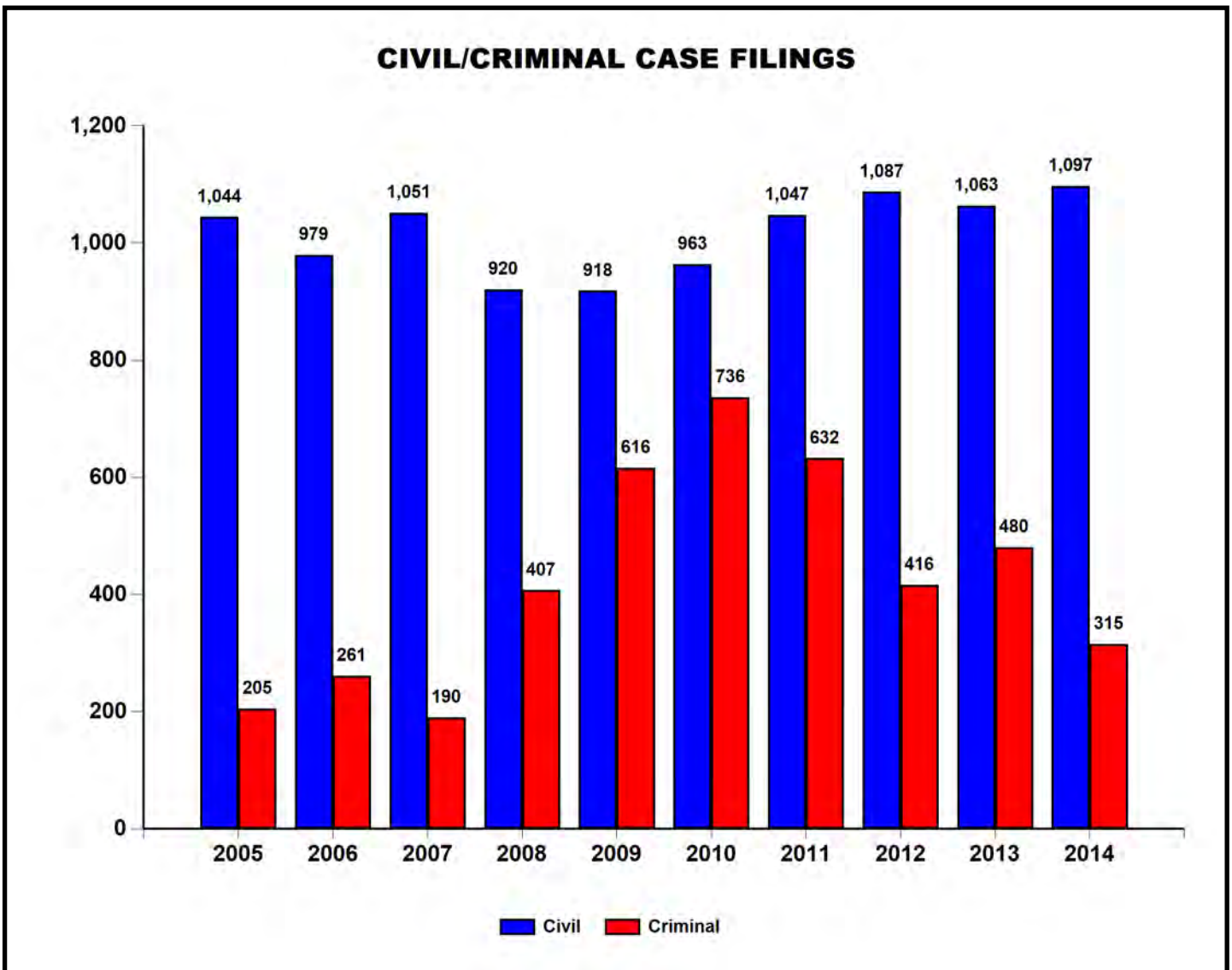
**CRIMINAL DEFENDANTS FILED  
TEN YEAR REPORT - CALENDAR YEAR 2014**

<b>DIVISION</b>	<b>2005</b>	<b>2006</b>	<b>2007</b>	<b>2008</b>	<b>2009</b>	<b>2010</b>	<b>2011</b>	<b>2012</b>	<b>2013</b>	<b>2014</b>
<b>Austin</b>	<b>281</b>	<b>386</b>	<b>279</b>	<b>590</b>	<b>710</b>	<b>843</b>	<b>807</b>	<b>554</b>	<b>625</b>	<b>401</b>
<b>Del Rio</b>	<b>1,229</b>	<b>1,173</b>	<b>1,261</b>	<b>1,415</b>	<b>1,750</b>	<b>2,021</b>	<b>2,404</b>	<b>1,891</b>	<b>1,570</b>	<b>1,724</b>
<b>El Paso</b>	<b>2,870</b>	<b>2,801</b>	<b>3,477</b>	<b>3,706</b>	<b>3,659</b>	<b>3,447</b>	<b>3,227</b>	<b>2,973</b>	<b>2,845</b>	<b>2,464</b>
<b>Midland</b>	<b>332</b>	<b>337</b>	<b>305</b>	<b>422</b>	<b>459</b>	<b>488</b>	<b>597</b>	<b>383</b>	<b>417</b>	<b>369</b>
<b>Pecos</b>	<b>368</b>	<b>464</b>	<b>384</b>	<b>400</b>	<b>548</b>	<b>623</b>	<b>631</b>	<b>661</b>	<b>624</b>	<b>664</b>
<b>San Antonio</b>	<b>706</b>	<b>656</b>	<b>657</b>	<b>945</b>	<b>1,016</b>	<b>987</b>	<b>964</b>	<b>1,022</b>	<b>909</b>	<b>864</b>
<b>Waco</b>	<b>321</b>	<b>259</b>	<b>220</b>	<b>253</b>	<b>323</b>	<b>329</b>	<b>308</b>	<b>297</b>	<b>276</b>	<b>267</b>
<b>Total</b>	<b>6,107</b>	<b>6,076</b>	<b>6,583</b>	<b>7,731</b>	<b>8,465</b>	<b>8,738</b>	<b>8,938</b>	<b>7,781</b>	<b>7,266</b>	<b>6,753</b>
<b>+/-</b>		<b>-31</b>	<b>507</b>	<b>1,148</b>	<b>734</b>	<b>273</b>	<b>200</b>	<b>-1,157</b>	<b>-515</b>	<b>-513</b>
<b>% Change</b>		<b>-1%</b>	<b>8%</b>	<b>17%</b>	<b>9%</b>	<b>3%</b>	<b>2%</b>	<b>-13%</b>	<b>-7%</b>	<b>-7%</b>



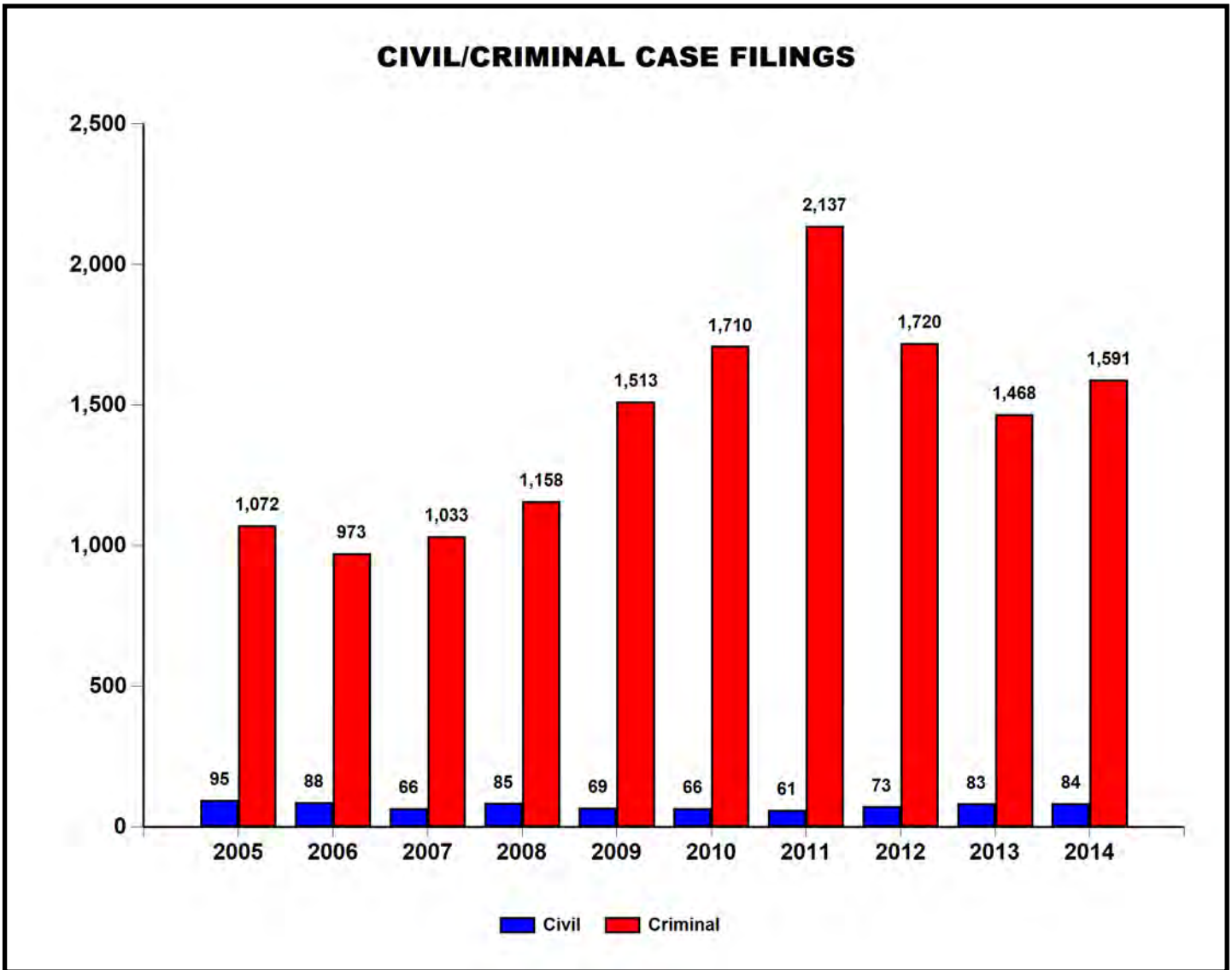
## CIVIL/CRIMINAL CASE FILINGS - AUSTIN TEN YEAR REPORT - CALENDAR YEAR 2014

	2005	2006	2007	2008	2009	2010	2011	2012	2013	2014
<b>Civil</b>	1,044	979	1,051	920	918	963	1,047	1,087	1,063	1,097
<b>Criminal</b>	205	261	190	407	616	736	632	416	480	315
<b>Total</b>	1,249	1,240	1,241	1,327	1,534	1,699	1,679	1,503	1,543	1,412
<b>+/-</b>		-9	1	86	207	165	-20	-176	40	-131
<b>% Change</b>		-1%	0%	7%	16%	11%	-1%	-10%	3%	-8%



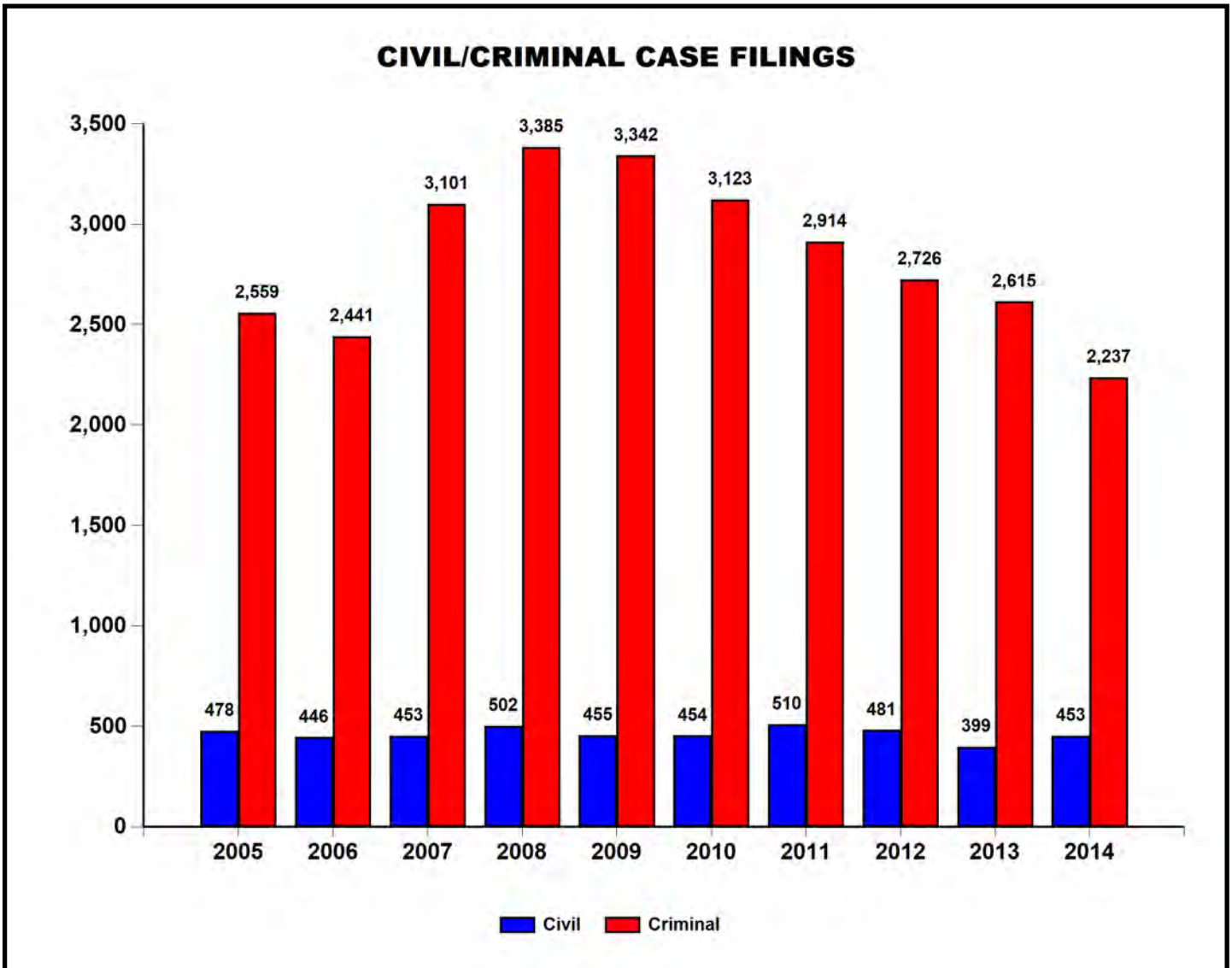
## CIVIL/CRIMINAL CASE FILINGS - DEL RIO TEN YEAR REPORT - CALENDAR YEAR 2014

	2005	2006	2007	2008	2009	2010	2011	2012	2013	2014
<b>Civil</b>	95	88	66	85	69	66	61	73	83	84
<b>Criminal</b>	1,072	973	1,033	1,158	1,513	1,710	2,137	1,720	1,468	1,591
<b>Total</b>	1,167	1,061	1,099	1,243	1,582	1,776	2,198	1,793	1,551	1,675
<b>+/-</b>		-106	38	144	339	194	422	-405	-242	124
<b>% Change</b>		-9%	4%	13%	27%	12%	24%	-18%	-13%	8%



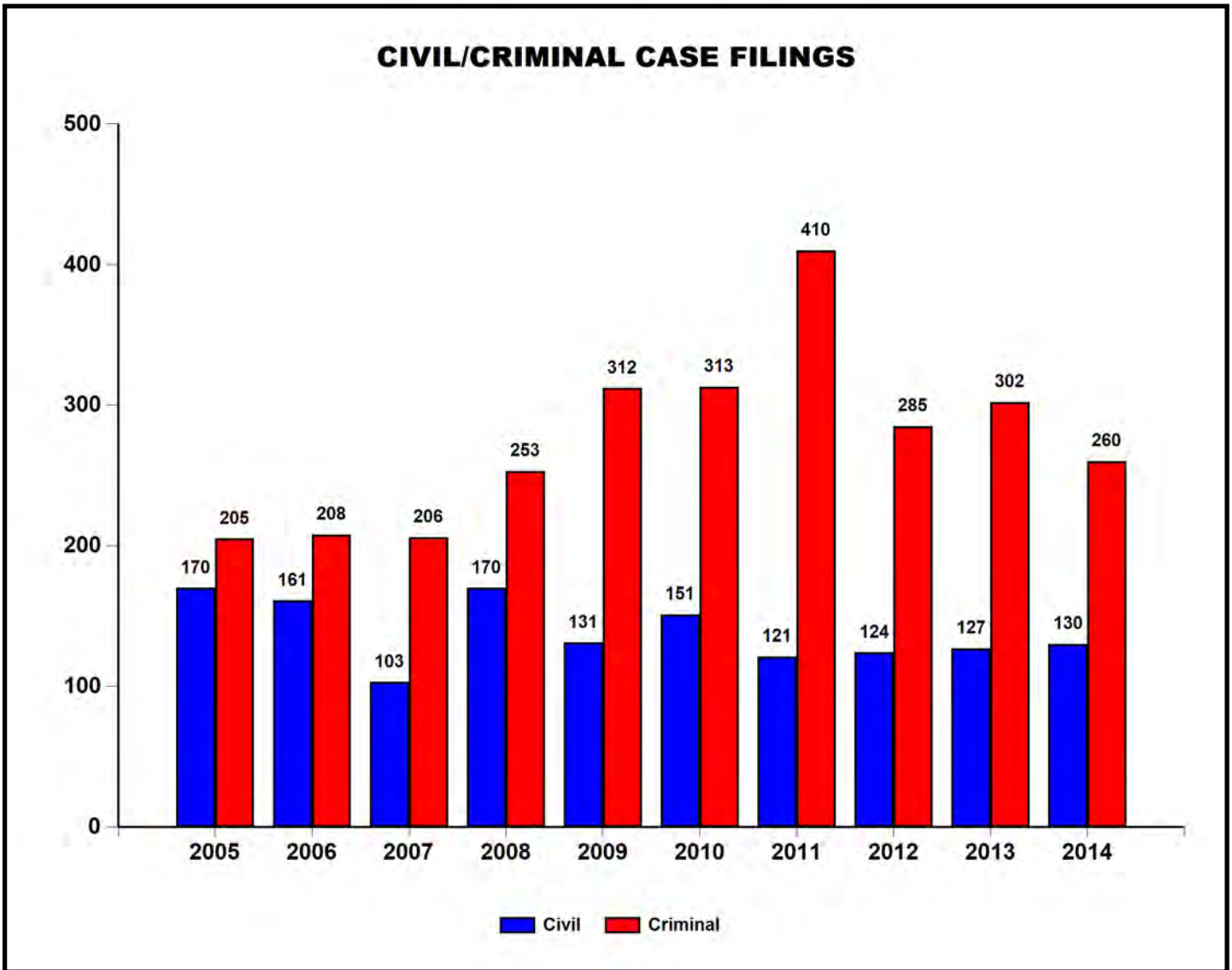
## CIVIL/CRIMINAL CASE FILINGS - EL PASO TEN YEAR REPORT - CALENDAR YEAR 2014

	2005	2006	2007	2008	2009	2010	2011	2012	2013	2014
<b>Civil</b>	478	446	453	502	455	454	510	481	399	453
<b>Criminal</b>	2,559	2,441	3,101	3,385	3,342	3,123	2,914	2,726	2,615	2,237
<b>Total</b>	3,037	2,887	3,554	3,887	3,797	3,577	3,424	3,207	3,014	2,690
<b>+/-</b>		-150	667	333	-90	-220	-153	-217	-193	-324
<b>% Change</b>		-5%	23%	9%	-2%	-6%	-4%	-6%	-6%	-11%



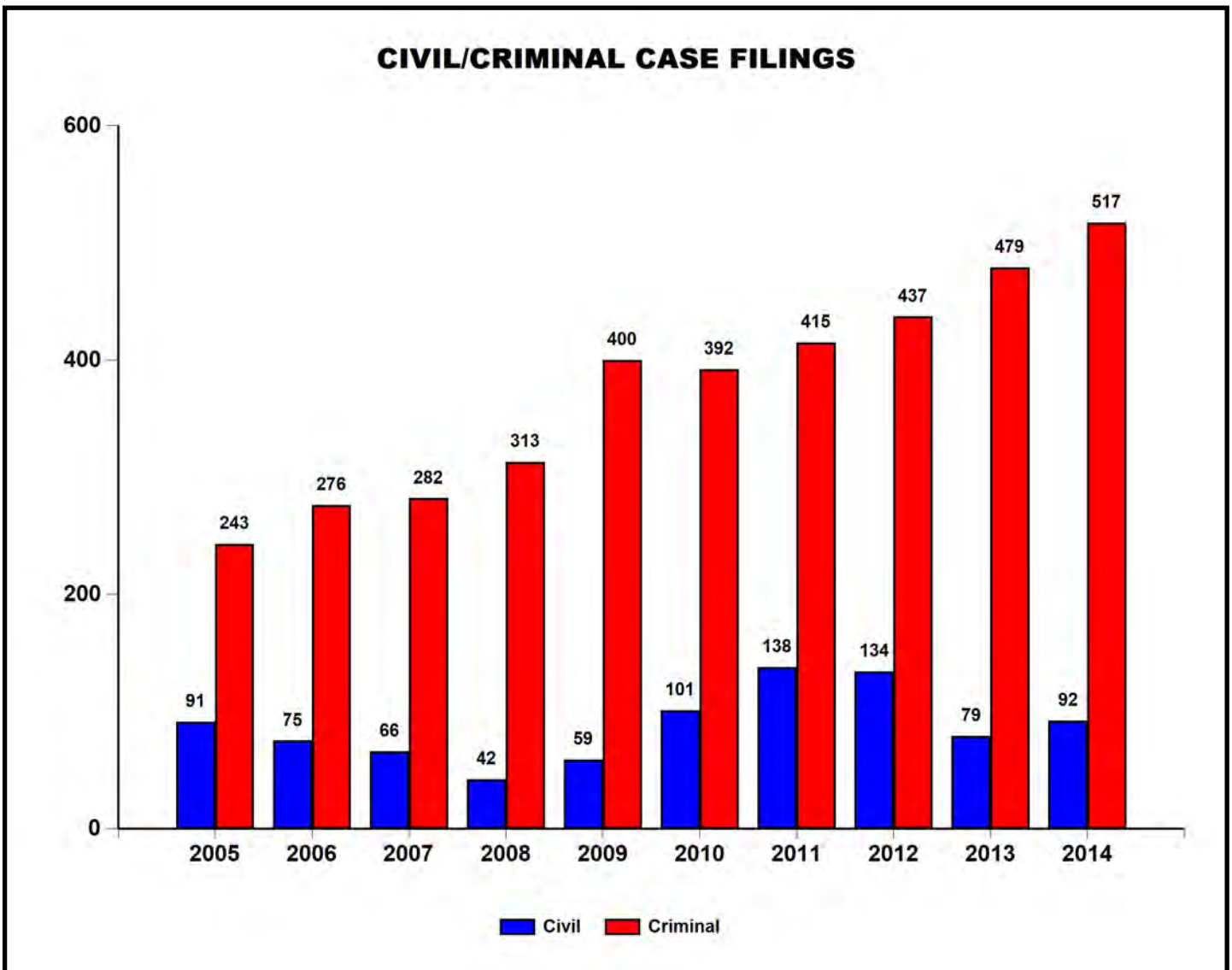
## CIVIL/CRIMINAL CASE FILINGS - MIDLAND TEN YEAR REPORT - CALENDAR YEAR 2014

	2005	2006	2007	2008	2009	2010	2011	2012	2013	2014
<b>Civil</b>	170	161	103	170	131	151	121	124	127	130
<b>Criminal</b>	205	208	206	253	312	313	410	285	302	260
<b>Total</b>	375	369	309	423	443	464	531	409	429	390
<b>+/-</b>		-6	-60	114	20	21	67	-122	20	-39
<b>% Change</b>		-2%	-16%	37%	5%	5%	14%	-23%	5%	-9%



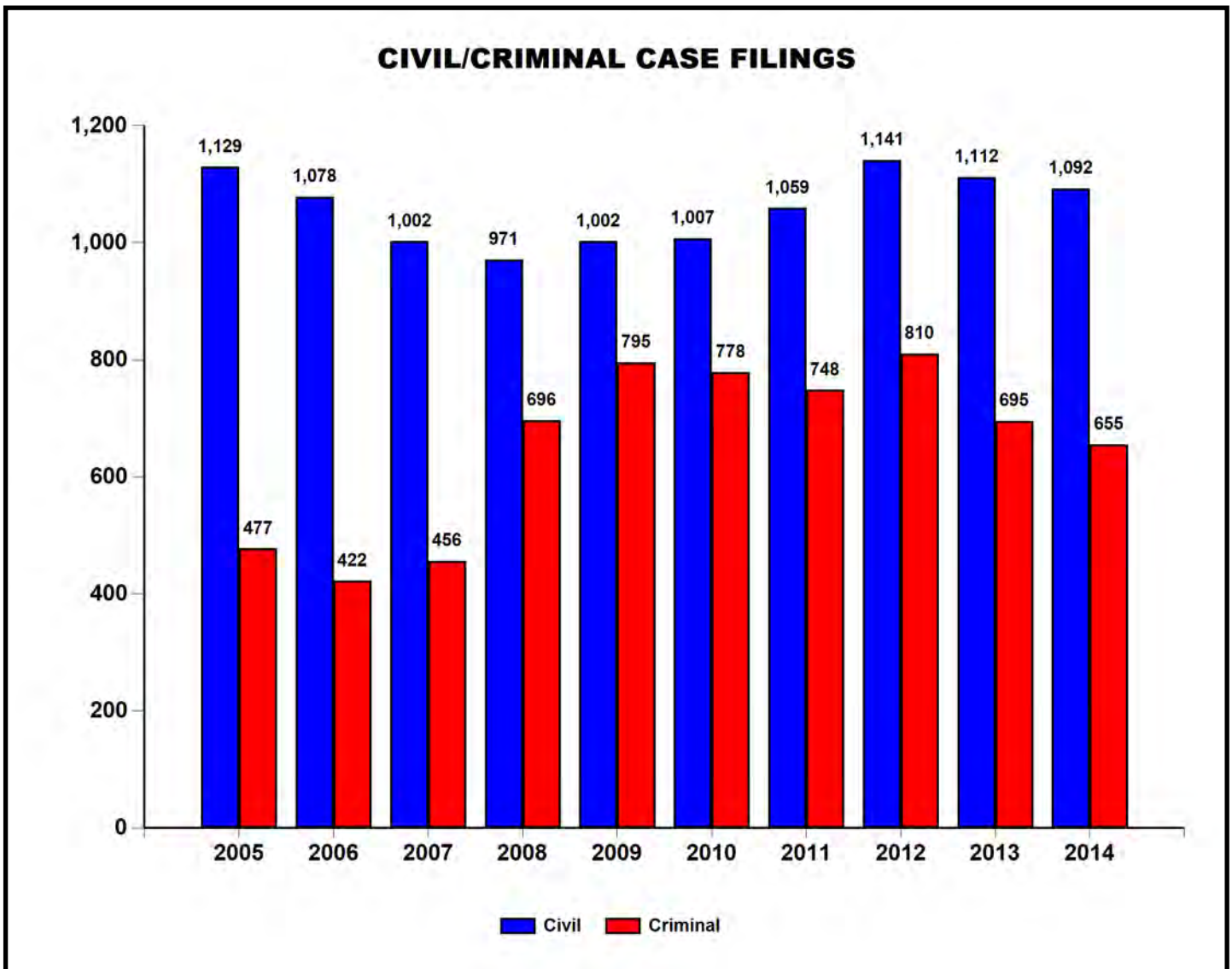
## CIVIL/CRIMINAL CASE FILINGS - PECOS TEN YEAR REPORT - CALENDAR YEAR 2014

	2005	2006	2007	2008	2009	2010	2011	2012	2013	2014
<b>Civil</b>	91	75	66	42	59	101	138	134	79	92
<b>Criminal</b>	243	276	282	313	400	392	415	437	479	517
<b>Total</b>	334	351	348	355	459	493	553	571	558	609
<b>+/-</b>		17	-3	7	104	34	60	18	-13	51
<b>% Change</b>		5%	-1%	2%	29%	7%	12%	3%	-2%	9%



## CIVIL/CRIMINAL CASE FILINGS - SAN ANTONIO TEN YEAR REPORT - CALENDAR YEAR 2014

	2005	2006	2007	2008	2009	2010	2011	2012	2013	2014
<b>Civil</b>	1,129	1,078	1,002	971	1,002	1,007	1,059	1,141	1,112	1,092
<b>Criminal</b>	477	422	456	696	795	778	748	810	695	655
<b>Total</b>	1,606	1,500	1,458	1,667	1,797	1,785	1,807	1,951	1,807	1,747
<b>+/-</b>		-106	-42	209	130	-12	22	144	-144	-60
<b>% Change</b>		-7%	-3%	14%	8%	-1%	1%	8%	-7%	-3%





**CIVIL/CRIMINAL CASE FILINGS - WACO  
TEN YEAR REPORT - CALENDAR YEAR 2014**

	2005	2006	2007	2008	2009	2010	2011	2012	2013	2014
<b>Civil</b>	424	371	420	372	308	338	292	335	395	481
<b>Criminal</b>	199	188	164	180	245	251	234	250	220	196
<b>Total</b>	623	559	584	552	553	589	526	585	615	677
<b>+/-</b>		-64	25	-32	1	36	-63	59	30	62
<b>% Change</b>		-10%	4%	-5%	0%	7%	-11%	11%	5%	10%

